

Kansas City Young Audiences

Teacher Program Guide

Stamp Printing

Artist: Maryanna Stark Adelman

Inside this guide:

- Workshop Description
- Educational
- Artist Bio
- Vocabulary
- List of Resources
- Post-Workshop Activities

Contact KCYA for more information on this and other programs.

816-531-4022
www.kcya.org

Workshop Description

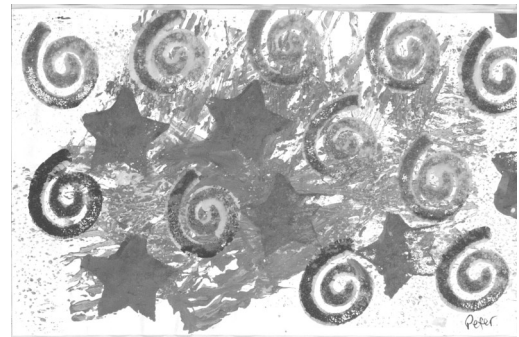
Maryanna Stark Adelman introduces students to stamp printing in this workshop designed to explore the elemental form of print-making. The participants are directed to use non-traditional materials for image making and consider the relationships between pattern, color, textiles, and music.

As Maryanna presents stamps and printed cloth acquired from distant countries, she discusses the universality of art and creative techniques employed by artists in diverse cultures.

The students have the chance to view African, Indian, and Turkish textiles. Maryanna uses these works to introduce and identify concepts of pattern, overlapping, design, and optical color mixing. Maryanna stresses the

fact that the artists who created these works had to utilize resourceful methods and ingenuity to create their art from the materials available to them in their environment.

This program involves a hands-on demonstration of stamp printing, showing students the appropriate way to use the various materials. The workshop culminates with students creating stamps from available objects and then using them to print on paper and fabric.



Educational Objectives and Standards

Students will:

- Find creative uses for materials found in their environment
- Investigate concepts shared by visual art and math: pattern, design, and symmetry

Art Connections:

- Knows how visual, aural, oral, and kinetic elements are used in various art forms
- Visual Arts
- Understands how one's own artifacts may elicit a variety of responses

Special Points of Interest:

Stencil printing dates back many centuries. Paleolithic people used stencils when they used the outline of their hands to reproduce images on cave walls.

Special REQUIREMENTS:

Worktables and newspapers to cover tables

Artist Bio: Maryanna Stark Adelman

Maryanna Stark Adelman has earned a B.A. in Theatre from Baker University, B.F.A. in painting from the Kansas City Art Institute and a M.A. in printmaking and painting from the University of Missouri, Kansas City. In addition to teaching with Young Audiences, she currently teaches drawing at the University of Central Missouri in Warrensburg. Maryanna has also taught high school art and theatre as

well as led art workshops in early childhood development. She is a practicing artist whose work may be seen locally at the Late Show Gallery and on line at maryannaadelman.com

Her work focuses on abstractions found in nature and everyday life. Color, shape, line and rhythm are the focus while the recognition of the landscape or objects becomes secondary.

Perhaps because of her early theatre training, Maryanna sees the printing plate as a stage. The artist and the printmaking process interact on it with dialogue and improvisation. Maryanna encourages her students to experiment with the process. The “happy accidents” that sometimes occur when using unfamiliar materials and techniques creates an image rich with layers and depth.

Vocabulary

Print: an impression created by an artist on paper or fabric from a printing plate. It can be repeated many times.

Pattern: a two-dimensional decorative visual repetition.

Rhythm: indicates movement by repetition.

Repetition: Technique for creating rhythm and unity in which a motif or single element appears again and again.

Motif: A unit that is repeated in a rhythm.

Overlapping: one motif is printed on top of another.

Color Scheme: A purposeful choice of colors.



Positive Space: the shapes on any two-dimensional work of art.

Negative Space: The space surrounding an object or shape in a work of art.

Stamp: a small object used to print a motif. If used repeatedly, it will create a rhythm.

Post-Workshop Activities

1. Have students share their stamps to create designs using different shapes and patterns.
2. Explore patterns and techniques created by other artists. How do their styles reflect their culture, environment, and traditions?
3. Create prints using the students stamps on different types of media: cloth, wood, and various papers.



List of Resources

BOOKS

[The Complete Guide to Rubber Stamping: Design and Decorate Gifts and Keepsakes Simply and Beautifully With Rubber Stamps](#) by Grace Taormina
Watson-Guptill Publications;
(April 1, 1996) ISBN: 0823046133

[Stamp Artistry: Combining Stamps With Beadwork, Carving, Collage, Etching, Fabric, Metalwork, Painting, Polymer Clay, Repousse, and More](#)
by Rice Freeman-Zachery
Rockport Publishers; (October 1, 2003)
ISBN: 1592530117

[Stamp: Tips, Techniques and Projects for Stamp Lovers](#)
by Rockport Publishers
Quarry Books; (April 1, 2004)
ISBN: 1592530354